




Price List

Jackson

Vendor Site



20-101 Adjustable Overhead Concealed Closer Body Only

Features

- Dual Valve Closing control- for both sweep and latch speeds- independently adjustable
- Adjustable Spring power- Size XLD (2) thru RD (4)
- 90° or 105° swing
- Hold Open or non hold open
- UL Listed meets UL228 (non-hold open only)
- Cushion Backstop- Provides cushion stop to protect both closer and opening from damage

Stocked Product

- 20-101 M-17: 105 NHO
- 20-101 M18: 105 HO
- 20-101 M-19: 90 NHO
- 20-101 M-20: 90 HO

20-111 Adjustable ANSI Grade 1 Overhead Concealed Closer Body Only

Features

- Dual Valve Closing control- for both sweep and latch speeds-independently adjustable
- Adjustable Spring power-Size XLD (2) thru RD (4)
- 90degree or 105 degree
- Hold Open or Non Hold Open
- UL Listed meets UL228 (non hold open only)
- Meets ANSI grade 1 requirements
- Tested to 2 million cycles

Stocked Product

- 20-111 M-01: 105 NHO
- 20-111 M-02:105 HO
- 20-111 M-03: 90 NHO
- 20-111 M-04 90 HO

21-111 Adjustable Overhead Concealed Closer- Complete with body, mounting brackets, arm, pivot and mounting hardware

Features

- Dual Valve Closing control- for both sweep and latch speeds-independently adjustable
- Adjustable Spring power-Size XLD (2) thru RD (4)
- 90degree or 105 degree
- Hold Open or Non Hold Open
- UL Listed meets UL228 (non hold open only)
- Meets ANSI grade 1 requirements
- Tested to 2 million cycles

Stocked Product

- 21-111 S-01: 105 NHO
- 21-111 S 02: 105 HO
- 21-111 S 03: 90 NHO
- 21-111 S 04: 90 HO

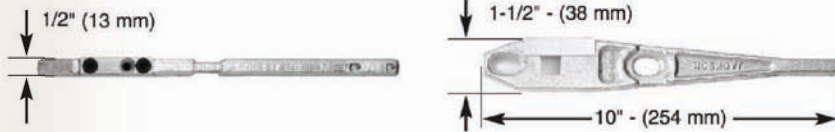


Price List

Jackson

Vendor Site

20-400B Center Hung Arms; Side-Load Arm package




Package contains:

- 20-876P Side Load Arm
- 20-879 Arm Mounting Package

20-900LC

Offset Arm and Slide Channel Assembly/Arm package



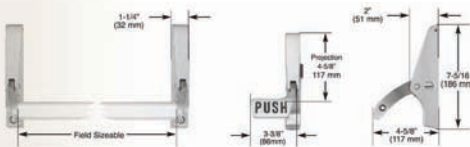
Package Contents:

- 20-942 Offset Arm
- 20-368 Side Channel Assembly
- 20-951 Close Mounting Brackets
- 20-385 Channel Mounting package

Stocked Products

Aluminum and Dark Bronze

10 Series Exit Device



Mounting Pad
Accepts mortise cylinder supplied
Option 30-821 less cylinder

1095 Rim Exit

1085 Concealed Vertical Rod



Features

- Available Rim and Vertical Rod
- Contoured cross bar Rim: 36" Width Door, Vertical Rod, 48" X 84" Door
- Extra Heavy-duty lever arms and body
- Wear points insulated by nylon sleeves and rollers
- Dual Dogging feature: By outside cylinder and dogging pins beneath housing
- Concealed fastening for added security
- UL Listed Panic hardware
- 1085 Non Handed
- 1095 Handed not reversible

Stocked Products

Dark Bronze and Satin Aluminum Finishes