



Adams Rite - Exit Devices

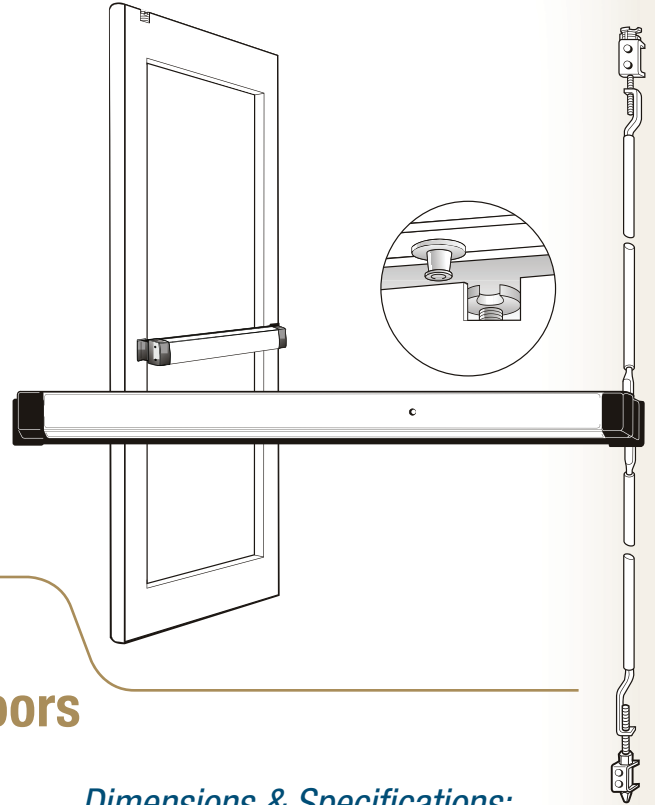
8600 - Series Narrow Stile Concealed Vertical Rod Device

Dimensions & Specifications:

- ANSI/BHMA E09321 Grade 1
- **Handing:** Device is non-handed
- **Bar Height:** Adjustable from 30" to 44"
- **Projection:** 2-5/8" when fully projected
1-5/8" when dogged
- **Stile Width:** 2" minimum
- **Door Height:** Adjustable for doors up to 66" above selected bar height

Stocked Product

- **Sizes:** for 36" or 48" width door
- **Finishes:** Aluminum and Duro



8800 - Series Rim Exit Device For Aluminum Doors



Dimensions & Specifications:

- ANSI/BHMA E09321 Grade 1
- **Handing:** Device is non-handed
- **Door Thickness:** Suits 1-3/4" up to 2-1/4"
- **Stile Width:** 8800 - 2" for aluminum style

Features:

- Patented "standard" bolt interlocks door to frame.
- Push bar is anodized or clad not plated.
- Unobstrusive design for clean sight lines.

Stocked Product

- **Sizes:** for 36" or 48" width door
- **Finishes:** Aluminum and Duro

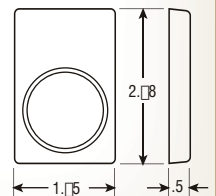
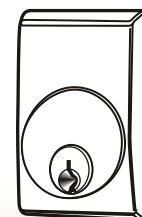
Accessories Escutcheon

Required to mount any make standard Mortise cylinder, with MS cam, on outside of door.

- **Less Mortise Cylinder**

Stocked Product

- **Finishes:** Aluminum



8650